



**NOTTINGHAM CITY COUNCIL**  
**WEST AREA COMMITTEE**

**Date:** Wednesday, 15 November 2017

**Time:** 5.30 pm

**Place:** LH 0.02 - Loxley House, Station Street, Nottingham, NG2 3NG

**Councillors are requested to attend the above meeting to transact the following business**

**Corporate Director for Strategy and Resources**

**Governance Officer:** Noel McMenamin Governance Officer **Direct Dial:** 01158764304

- 1 APOLOGIES FOR ABSENCE**
- 2 DECLARATIONS OF INTERESTS**
- 3 MINUTES** 3 - 8  
Last meeting held on 13 September 2017 (for confirmation)
- 4 ITEMS AND GOOD NEWS STORIES FROM COMMUNITY REPRESENTATIVES**  
Community Representatives to report
- 5 LOCAL INFORMATION ONLINE NOTTINGHAM (LION)** 9 - 14  
Presentation by Karla Banfield, Market Strategy and Development Manager
- 6 NOTTINGHAMSHIRE POLICE UPDATE**  
Verbal Update
- 7 NOTTINGHAM CITY HOMES** 15 - 38  
Report of Chief Executive, Nottingham City Homes
- 8 WEST AREA WARD REPORTS** 39 - 54  
Report of Director of Neighbourhood Services
- 9 AREA CAPITAL FUND 2017/18** 55 - 62  
Report of Director of Neighbourhood Services

**10 DELEGATED AUTHORITY APPROVALS**  
Report of Director of Neighbourhood Services

63 - 74

IF YOU NEED ANY ADVICE ON DECLARING AN INTEREST IN ANY ITEM ON THE AGENDA, PLEASE CONTACT THE GOVERNANCE OFFICER SHOWN ABOVE, IF POSSIBLE BEFORE THE DAY OF THE MEETING

CITIZENS ATTENDING MEETINGS ARE ASKED TO ARRIVE AT LEAST 15 MINUTES BEFORE THE START OF THE MEETING TO BE ISSUED WITH VISITOR BADGES

CITIZENS ARE ADVISED THAT THIS MEETING MAY BE RECORDED BY MEMBERS OF THE PUBLIC. ANY RECORDING OR REPORTING ON THIS MEETING SHOULD TAKE PLACE IN ACCORDANCE WITH THE COUNCIL'S POLICY ON RECORDING AND REPORTING ON PUBLIC MEETINGS, WHICH IS AVAILABLE AT [WWW.NOTTINGHAMCITY.GOV.UK](http://WWW.NOTTINGHAMCITY.GOV.UK). INDIVIDUALS INTENDING TO RECORD THE MEETING ARE ASKED TO NOTIFY THE GOVERNANCE OFFICER SHOWN ABOVE IN ADVANCE.

**NOTTINGHAM CITY COUNCIL**

**WEST AREA COMMITTEE**

**MINUTES of the meeting held at Ground Floor Committee Room - Loxley House, Station Street, Nottingham, NG2 3NG on 13 September 2017 from Time Not Specified - Time Not Specified**

**Membership**

Present

Councillor Carole McCulloch (Chair)  
Councillor Wendy Smith  
Councillor Graham Chapman  
Councillor Glyn Jenkins  
Councillor Mohammed Saghir  
Councillor Malcolm Wood  
Councillor Patience Uloma Ifediora

Absent

Councillor Marcia Watson

**Colleagues, partners and others in attendance:**

- Governance Officer
- Senior Planner (Policy)
- Citywide Targeted CAMHS Manager
- Community Family Support Manager
- Tenancy and Estates Manager, NCH
- Nottinghamshire Police
- Neighbourhood Development Officer
- Parks Development Officer
- Nottingham Tartanaires
- Beechdale Community Association

**63 APOLOGIES FOR ABSENCE**

Councillor Marcia Watson – work commitments  
Jeni Smith – Aspley Partnership  
Nigel Bryce – New Whitemoor TRA  
Mervin Goring – Nottingham Focus on Wellbeing  
Liam Searle – Neighbourhood Development Officer  
Insp Gordon Fenwick – Nottinghamshire Police

**64 DECLARATIONS OF INTERESTS**

None.

**65 MINUTES**

The minutes of the meeting held on 14 June 2017 were agreed as a true record and they were signed by the Chair

**66 APPOINTMENT OF COMMUNITY REPRESENTATIVES 2017/18**

The Committee noted the appointment of the following community representatives:

Representative	Organisation	Ward
Joanne Smyth	Bilborough Carers' Group	Bilborough
Mervin Goring	Nottingham Focus on Wellbeing	Bilborough
Laurie Jeffery	Beechdale Community Association	Bilborough
Nigel Bryce	New Whitemoor TRA	Leen Valley
Jeni Smith	Aspley and Bells Lane Partnership	Aspley
Gill Bainbridge	BELSATRA	Aspley
June Kirkham	The Hope Centre	Aspley
Christine Willetts	Tartanaires	Leen Valley

The Committee also welcomed Laurie Jeffery to his first Area Committee meeting.

#### **67 ITEMS AND GOOD NEWS STORIES FROM COMMUNITY REPRESENTATIVES**

Christine Willetts, Nottingham Tartanaires, advised that a series of trips and events had been arranged for local senior citizens, including swimming, a tea dance and an afternoon social gathering. Upcoming events included a boat trip on the River Trent and carol singing in the run-up to Christmas.

The Committee was also informed that the School's Out project had engaged 50 young people per day throughout August 2017. Further activity was planned for the October half-term.

#### **68 BILBOROUGH PARK PLAY AREA**

James Tilford, Parks Development Officer, introduced the report, proposing to allocate Section 106 and Waste Recycling Environmental Ltd (WREN) funding to install a new play area at Bilborough Park. Mr Tilford explained that a funding bid will be submitted by 22 November 2017, to be determined by March 2018.

The Committee strongly supported the proposals, and in response to a Councillor's question, Mr Tilford undertook to provide a breakdown of maintenance funding outside the meeting.

#### **RESOLVED to**

- (1) endorse the use of £97,971 of Section 106 funding from planning application 09/00526/PFUL3 to create a play area at Bilborough Park;**
- (2) support the submission of a bid to Waste Recycling Environmental Ltd (WREN) in November 2017 for £50,000 towards the project.**

#### **69 LOCAL PLAN PART 2: LAND AND PLANNING POLICIES DOCUMENT – REVISED PUBLICATION VERSION**

Matthew Grant, Senior Planner (Policy), introduced a report and gave a presentation on the Local Plan Part 2: Land and Planning Policies Document - Revised Publication Version, highlighting the following points:

- (a) this is a statutory document that sets out development allocations across Nottingham City, and that there have been some changes to the initial published version;
- (b) public consultation on the changes is due to run between 29 September and 10 November 2017. The documents detailing changes relevant to this Area are covered in the report and will also be available online;
- (c) the public are invited to comment on the changes to this document before it is submitted to the government for independent examination and then adopted by the Council.

The Committee commented on detailed changes in the document as follows:

- (d) PA24 – Access off College Way – restricted access will isolate the site;
- (e) PA25 – proposed entry to the site is not very wide. Lots of residential but little retail. This will create pressure on schools and existing retail;
- (f) PA26 – there is little demand for low income family housing, what's needed in the area is an 'elderly village bungalow development, in line with the local demographic;
- (g) PA27 – school and Home and Communities Agency are competing for land. There should be a new park on the site, and lots of remedial work is still required;
- (h) PA34 – the nearby underpass attracts lots of anti-social behaviour and needs remedying.

#### **RESOLVED to**

- (1) thank Mr Grant for his attendance at the meeting;**
- (2) note that the Local Plan Part 2: Land and Planning Policies Document - Revised Publication Version and the accompanying Policies map changes will be published for representations up to 10 November;**
- (3) that the Area Committee comments at minute 69(d) to (h) above be submitted as part of the formal consultation process.**

#### **70 NOTTINGHAMSHIRE POLICE UPDATE**

Sergeant Ian Johnson, Nottinghamshire Police, provided an update on policing issues in West Area, highlighting the following issues:

- (a) changes to Her Majesty's Inspectorate of Constabulary guidance on crime reporting had led to a spike in recorded crime, will all crime up by 45% in Aspley

and up 40% in Bilborough and Leen Valley. However, he did not believe that there had been a significant change in crime levels 'on the ground';

- (b) anti-social behaviour rates have fallen by 16% in Bilborough, by 14% in Aspley and by 9% in Leen Valley;
- (c) there was a localised spike in criminal damage in the Melbourne Road area, and a Dispersal order has been put in place to address the issue;
- (d) Police resources continue to be stretched locally. While Nottinghamshire Police are recruiting, there will be an appointment and training lag before any additional resources are active on the ground.

The Committee noted the update and thanked Sergeant Johnson and his colleagues for their continued efforts to keep communities safe.

## **71 NOTTINGHAM CITY HOMES**

Kristian Murden, Tenancy and Estates Manager, Nottingham City Homes, introduced a report of the Chief Executive, Nottingham City Homes, requesting approval for Area Capital funding and providing updates on the following key themes:

Capital programme and major works;  
Area regeneration and environmental issues,  
key messages from Tenant and Leasehold Congress;  
Tenant and Residents Associations updates;  
Area performance, and  
Good news stories and positive publicity.

The following issues were raised during discussion:

- (a) work was ongoing to address issues with sustaining tenancies. Tenancies were reviewed more often than previously to identify issues at an earlier stage. There were localised issues with care leavers having limited life skills and behavioural challenges that affected sustainability, as did the older demographic profile in the Area;
- (b) councillors and community representatives commented on access issues with the NCH office on Harvey Road. Parking was poor and there was a lot of contractor traffic on-site. Mr Murden explained that there were health and safety issues given the construction taking place on-site, but there will be regular NCH sessions in Aspley Library once it is built;
- (c) Mr Murden assured the Committee that NCH will closely vet payment of the £100 responsible tenant premium this Christmas.

### **RESOLVED to**

- (1) note the updates and performance information at appendices 1 and 2 of the report;**

**(2) approve the following request:**

<b><u>Address</u></b>	<b><u>Request</u></b>	<b><u>Reason</u></b>	<b><u>Cost</u></b>
<b>Wollaton Vale Estate – Kirkdale Drive, Rosedale drive, Whitby Close</b>	<b>Upgrade timber fencing with metal ball finial railings</b>	<b>To remain in keeping with safety and appearance improvements already delivered</b>	<b>£80,626.60</b>

**72 YEAR REVIEW - EARLY HELP CENTRAL 1 TEAM**

Pat Mills, Community Family Support Manager, introduced a report, highlighting Early Help information on services delivered through the Family Support function in West Area. Ms Mills gave a summary of the open and targeted sessions delivered, along with attendance figures and next steps, and invited comments from the Committee.

During discussion, the following points were made:

- (a) a councillor commented that there was a lot of resource being expended which did not translate into high uptake, and that the future delivery of the programme of activity should be reviewed;
- (b) it was acknowledged that Family Days had not been well attended, but that this reflected in part poor weather conditions on the day;
- (c) a Leen Valley councillor was concerned that he found it difficult to obtain information on open and targeted sessions in his ward, and to provide input to the process. In response, it was acknowledged that there were capacity issues in the ward, but the ambition remained to provide a consistent service across all Nottingham city wards.

**RESOLVED to note the report.**

**73 CAMHS - SERVICES UPDATE**

Jane Caro, Citywide Targeted CAMHS Manager, gave a presentation on the delivery of Child and Adolescent Mental Health Services in Nottingham City. She explained that 1240 referrals were received in 2016/17 and that referrals in 2017/18 to date were up by over a third on the previous year.

A majority of referrals were in the 11-15 year age group, with slightly more females than males being referred. Low mood and anxiety were the most common causes of referral.

The service was exploring innovative ways to child and adolescent mental health issues. These included Time4Me and MySource early intervention initiatives piloted in City schools. Feedback on overall services was generally positive.

The Committee thanked Ms Caro for the presentation and suggested that ways to self-refer should be effectively communicated.

**74 WARD REPORT**

The Committee noted the progress on ward priorities without substantive discussion

**75 AREA CAPITAL FUND 2017/18**

**RESOLVED to:**

- (1) note the Area Capital Funds available to Aspley, Bilborough and Leen Valley wards at Appendix 1 to the report;**
- (2) approve the following scheme:**

**Bilborough Public Realm Scheme**

<b>Location</b>	<b>Type</b>	<b>Estimate</b>	<b>Details</b>
<b>Strelley Road</b>	<b>Footpath</b>	<b>£17,492</b>	<b>Reconstruction work on footpaths</b>

**76 DELEGATED AUTHORITY APPROVALS**

**RESOLVED to note the actions agreed by the Director of Neighbourhood Services in respect of projects and schemes within the Aspley, Bilborough and Leen Valley wards, detailed in the report.**





**LION**

Local Information Online Nottingham  
Your directory for information, advice and guidance

Brought to you by



in

Karla Banfield  
Market and Business Partnership Manager

[www.asklion.co.uk](http://www.asklion.co.uk)

Your community directory.  
Helping you find activities and support.

Current Position

Background

Care Act 2014

2,000+ services registered

Actively promote self-care

5 online directories

Live May 2017



Choice and control

Live for providers to register

Reduce demand

24 hour reliable source

Aims



What do you want to Ask Lion in



### Free Childcare

The Early Learning Programme offers free childcare places for eligible 2 year olds. [Click Here](#) to find out more.



### Help at Home

Do you need help at home? Please search our selection of services to help you live more independently at home.



### Carers

Are you a carer? Do you need help or support? Please search our selection of services to help you.



### Feeling Lonely?

Feeling Lonely? You may be young or old, in a relationship or on your own. For support and help [click here](#)



Homes and housing



Healthy lifestyle



Children and families



Education and training



Things to do



Money and work



Health and self care



Special Educational Needs and Disabilities Local Offer



Register your group, service, activity or club now

## Medium-term vision

- Bring together a variety of services, activities and groups
- Citizens and workforce know how to find information and services locally
- Develop an 'app' style product that can be included on all mobile devices & PC's
- Marketing of LiON will be happening now
- Developing videos (30/60 seconds)

Page 12

## Long-term vision

- LiON becomes a citizen hub, which is more than an online directory, but is at the heart of helping citizens to make healthy life choices.
- Citizens will be knowledgeable about the services within their community
- The workforce will be knowledgeable about services and activities available to citizens

## Key Asks

- Promote LiON and encourage
  - Groups, organisations, services to register on LiON
  - The workforce to use it when searching for local activities and services for citizens
  - The workforce and citizens to tell us what we don't know – which group, activity or service is not on LiON

[lion@nottinghamcity.gov.uk](mailto:lion@nottinghamcity.gov.uk)

This page is intentionally left blank



**WEST AREA COMMITTEE**  
**15<sup>th</sup> November 2017**

<b>Title of paper:</b>	Nottingham City Homes Update and Approvals	
<b>Director(s)/ Corporate Director(s):</b>	Nick Murphy, Chief Executive of Nottingham City Homes	<b>Wards affected:</b> Aspley, Bilborough and Leen Valley
<b>Report author(s) and contact details:</b>	Kristian Murden, <a href="mailto:Kristian.murden@nottinghamcityhomes.org.uk">Kristian.murden@nottinghamcityhomes.org.uk</a>  <a href="mailto:Nicky.Jarvis@nottinghamcityhomes.org.uk">Nicky.Jarvis@nottinghamcityhomes.org.uk</a>	
<b>Other colleagues who have provided input:</b>	<b>Construction Repairs and Maintenance, Rents, Tenant &amp; Leaseholder Involvement Team</b>	
<b>Date of consultation with Portfolio Holder(s) (if relevant)</b>	N/A	
<b>Relevant Council Plan Strategic Priority:</b>		
Cutting unemployment by a quarter		<input type="checkbox"/>
Cut crime and anti-social behaviour		<input checked="" type="checkbox"/>
Ensure more school leavers get a job, training or further education than any other City		<input type="checkbox"/>
Your neighbourhood as clean as the City Centre		<input checked="" type="checkbox"/>
Help keep your energy bills down		<input type="checkbox"/>
Good access to public transport		<input type="checkbox"/>
Nottingham has a good mix of housing		<input type="checkbox"/>
Nottingham is a good place to do business, invest and create jobs		<input type="checkbox"/>
Nottingham offers a wide range of leisure activities, parks and sporting events		<input type="checkbox"/>
Support early intervention activities		<input type="checkbox"/>
Deliver effective, value for money services to our citizens		<input checked="" type="checkbox"/>
<b>Summary of issues (including benefits to customers/service users):</b>		
The report provides updates on key issues and themes which link back to local priorities and the strategic themes for Nottingham City Homes.		
The reports provide summary updates on the following key themes:		
<ul style="list-style-type: none"> <li>• Capital Programme and major work;</li> <li>• area regeneration and environmental issues;</li> <li>• key messages from the Tenant and Leasehold Congress;</li> <li>• Tenant and Residents Associations updates;</li> <li>• area performance;</li> <li>• good news stories and positive publicity.</li> </ul>		
<b>Recommendation(s):</b>		
<b>1</b>	To note and comment on the update and performance information in Appendices 1 and 2.	
<b>2</b>	To note the allocation of funds for 2017/18, detailed in Appendix 3.	
<b>3</b>	To approve the Area Capital Programme funding request set out in Appendix 3.	

## **1. REASONS FOR RECOMMENDATIONS (INCLUDING OUTCOMES OF CONSULTATION)**

- 1.1 The Nottingham City Homes Update provides a descriptive and statistical picture of what is happening at an area level and invite community representatives to comment, debate, and challenge and identify how they can add value to improve their neighbourhoods.
- 1.2 The update also monitors progress in the wards and acts as a catalyst for debate about the key performance issues impacting upon the ward on a quarterly basis.

## **2 BACKGROUND (INCLUDING OUTCOMES OF CONSULTATION)**

- 2.1 Nottingham City Homes previously reported on performance at local Area Panels that sat below the respective Area Committees. These panels were attended by local residents, local Councillors and partner agencies.
- 2.2 Nottingham City Homes has a goal to 'create homes and places where people want to live' and to give tenants and leaseholders an input in shaping what happens in their area. The Nottingham City Homes Update and Performance Report is one of a number of initiatives that increases the transparency and accountability of the Company's performance.
- 2.3 Following the decision for Nottingham City Homes reps to attend Area Committee, it was decided to provide the Nottingham City Homes Update Report to Area Committee. Appendices 1 and 2 provide the latest performance position for the committee to note and comment on.
- 2.4 Appendix 3 outlines the remaining capital budget for this area for noting and provides detail of the schemes that require approval by the Committee. The figure reported to this Area Committee is an accurate account of what budget is remaining.

## **3 OTHER OPTIONS CONSIDERED IN MAKING RECOMMENDATIONS**

None

## **4 FINANCIAL IMPLICATIONS (INCLUDING VALUE FOR MONEY/VAT)**

Budgets are allocated on a yearly basis for each ward and there is an obligation on Nottingham City Homes to ensure that funds are allocated to projects within these budget requirements

## **5 RISK MANAGEMENT ISSUES (INCLUDING LEGAL IMPLICATIONS AND CRIME AND DISORDER ACT IMPLICATIONS)**

None

## **6 EQUALITY IMPACT ASSESSMENT**

- 6.1 An EIA is not required



7. **LIST OF BACKGROUND PAPERS OTHER THAN PUBLISHED WORKS OR THOSE DISCLOSING CONFIDENTIAL OR EXEMPT INFORMATION**

None

8. **PUBLISHED DOCUMENTS REFERRED TO IN COMPILING THIS REPORT**

None



## NCH update report – Appendix 1

Date: 15<sup>th</sup> November 2017

Presented by: Kristen Murden and Nicky Jarvis

Page 19

	Item	Executive Summary / Key Points	For information or decision
1	Capital Programme & major works	<p>Maintaining decency continues around the City with new kitchens and bathrooms being renewed when required. Wood double glazed windows and slate roofs are being replaced through a planned programme of works.</p> <p>Radon Asset Management have met with a company to assess the work which will create a positive pressure to make air changes - this could be installing an air brick or putting a small fan in the loft to create a down draft. Work to start soon on 250 properties who will be written to. 7,500 surveys sent, 4,000 replies (53%), 250 need action(3%).</p>	Information

2  Page 20	Area Regeneration and Environmental Issues	<p><b>New build</b></p> <p>Aspley Library / Stepney Court Contractor, Geda is now on site and works have commenced to construct a new library and 37 independent living apartments with associated communal space. on program</p> <p>Oakford Close 21 new bungalows plus 1 communal building due for completion October 2017</p> <p>Cranwell Road 11 new bungalows available 28th April 2017, with the houses available to let mid May 2017. done</p> <p>Melbury - new site currently in feasibility stage and presite investigations. Site is 1.39ha, development of upto 56 homes</p> <p><b>Garage demolition</b> Asset Management are working with the HPM to consult with residents regarding disused garage sites to demolish, develop or tarmac at Kildonan Close, Strelley and Melbury Road, Bilborough.</p>	Information
3	Key messages from the Tenant and Leasehold Congress	<p><b>My Neighbours, My Neighbourhood – Get Involved at NCH</b></p> <p>We're always looking for resident volunteers to work with us to help us improve services. Experience and qualifications are not necessary as we can help residents with everything they need to be successful by offering free training through the Tenant Academy as well as one to one support from</p>	X

the Tenant Involvement Team and local Housing Patch Managers.

It's a great way for residents to give back to their communities and be there for other people who need extra support. There are a variety of opportunities available:

**Communications Panel Volunteer** – Help us make sure our newsletters, our website, events and publications are covering the issues that matter most to our customers.

**Equalities Panel Volunteers** – Help us to offer services that meet everyone's different needs – and help us build strong communities based on mutual respect.

**Customer Excellence Panel Volunteers** – Help us to review our services and work with us to identify ways we can improve.









**Complaints Panel Volunteers** – help us to understand how were doing and where we need to improve by making sure we're dealing with complaints correctly and that our services are fair.

**ACE Inspectors** – Our tenants and leaseholders can help us to review our services and make recommendations to improve quality of our neighbourhoods. ACE inspectors support the Customer Excellence Panel, by carrying out 'reality checks' on front-line services, such as the Customer Service Centre (CSC) and our housing officers and reception areas. Their work ranges from conducting mystery shopping to judging 'best garden' competition.

**Street or Block Champions** – This is a new initiative for our tenants and leaseholders to be an important voice in their area, providing a valuable link between us and their neighbourhoods. To launch this new initiative we hosted a launch event at the Council House recently where we invited our tenants and leaseholders who expressed an interest to be involved. Over 40 of our tenants attended the event and we are hoping to recruit many more.

Page 22		<p>-----</p> <p><b>Best Garden Competition</b> - The annual best garden competition has been held in Nottingham for more than 80 years. It recognises the genuine pride taken by our tenants and leaseholders in looking after their gardens. Our Ace Inspectors have recently been judging this year's competition. The winners will be invited to an awards ceremony at the council house in November.</p> <p><b>Families Fund Application Bid to Sport England working in Partnership with Notts County Fit In The Community.</b> – If the NCH bid is successful we hope to encouraging families to exercise together in their local neighbourhoods. Green Spaces have been selected from our most deprived communities. Consultation has recently taken place within the locality of these areas to see what activities local residents would take part in on the green space near to their home. It is hoped that organisers can provide free or very low cost activities for local residents to take part in together as a family.</p>	
Page 22	Tenant and Residents Associations updates	<b>DADTRA</b> – The group have recently been informed that the use of the DADTRA House on Denewood Crescent will be used as a family home. The TLI Team are currently trying to find a suitable place, appropriate for the group's needs.	X
6	Good news stories & positive publicity	<p>Broxtowe Pocket Park (Kate Rand) HPM and members of the group attended Britain in Bloom ceremony. They were awarded Level 4 - Thriving award, which is one below the top award, which can be given.</p> <p>Fircroft land. (Community Garden) NCH arranged for transportation of 3 boats to be collected and delivered, donated by Highfields Park to the land. Boats arrived by two Lorries. Neighbours helped to carry them through the gate.</p>	X

### AC3-1 Anti-social behaviour

Performance indicator and definition	Target	2017/18			2016/17	2015/16	Latest Note
		Value	Status	Long Trend	Value	Value	
% of ASB cases resolved – Aspley  <i>Note: This PI measures the proportion of ASB cases NCH has successfully resolved. Data for this PI is not available by ward and is reported by Housing Office.</i>	99%	100%			99.39%	99.44%	Performance is on target and this shows the real dedication, hard work and commitment of all officers covering wards.
% of ASB cases resolved by first intervention – Aspley  <i>Note: This PI monitors how many ASB cases NCH resolved on the first intervention e.g. written warning. Data for this indicator is not available by ward and is reported by Housing Office.</i>	85%	94.44%			97.37%	95.83%	Performance is above target, which again shows the hard work of our officers in tackling ASB across all wards
Number of new ASB cases – Aspley  <i>Note: Data for this PI is only available by Housing Office.</i>		127			525	370	The Aspley team recorded 20 new cases in July 2014 which represents a mix of drug related activity, untidy gardens and neighbour disputes. The ASB partnership with the Police and Community Protection continue to deliver joined up solutions to these issues
Tenant satisfaction with the ASB service  <i>Note: . Overall tenant satisfaction</i>	85.00%	87.72%			86.53%	73.45%	Customer satisfaction with the ASB service improved during quarter three and is now above target. Current performance of 85.62% also represents a significant improvement on last year's outturn of 73.45%.  Our approach of contacting customers by telephone and much more quickly after case closure is producing a

*with the ASB service - The average score (Percentage) for each survey question. Data for this indicator is not available by ward..*

greater survey participation rate – 146 so far this year compared to 113 in the whole of 2015-16.

The noise app has been rolled out across all offices and has received a positive reception from customers. It is improving the quality of noise nuisance reporting and enables Housing Patch Mangers to quickly triage complaints of noise nuisance and intervene swiftly.









Whilst overall satisfaction is above target there are areas which require a continued focus, including keeping customers informed about their case and speed in which the case was dealt with.

We will continue to have a focus on the frequency of victim contact and quality of information and updates provided to victims. Regular case reviews conducted by Area Housing Managers will ensure there is a continued drive in this area.

Mediation has been used on a range of antisocial behaviour issues. Referrals have covered issues including household noise, loud music, pet nuisance, parking issues and fencing disputes. The service has achieved customer 100% satisfaction to year to date 2016/17 and is empowering residents to work together to resolve disputes and find new and better ways of dealing with each another.







## AC3-2 Repairs

Performance indicator and definition	Target	2017/18			2016/17	2015/16	Latest Note
		Value	Status	Long Trend	Value	Value	
% of repairs completed in target – AC - Aspley, Bilborough & Leen Valley  <i>Note: This PI monitors the proportion of repairs being completed within agreed timescales.</i>	96%	91.6%			95.55%	96.01%	Performance is below target for completing jobs within 15 days, we are implementing actions to reduce the length of time taken to complete work. Improvement should be visible by Qtr 2  We are keeping 98% of all our appointments made and will continue to work to bring further improvements to this performance
% of repairs completed in target – Aspley Ward  <i>Note: This PI monitors the proportion of repairs being completed within agreed timescales.</i>	96%	92.19%			95.45%	95.79%	Performance is below target for completing jobs within 15 days, we are implementing actions to reduce the length of time taken to complete work. Improvement in performance should be visible by Qtr 2  We are keeping 98% of all our appointments made and will continue to work to bring further improvements to this performance
% of repairs completed in target – Bilborough Ward  <i>Note: This PI monitors the proportion of repairs being completed within agreed timescales.</i>	96%	91.32%			95.49%	96.15%	Performance is below target for completing jobs within 15 days, we are implementing actions to reduce the length of time taken to complete work. Improvement in performance should be visible by Qtr 2  We are keeping 98% of all our appointments made and will continue to work to bring further improvements to this performance
% of repairs completed in target – Leen Valley Ward	96%	89.92%			96.41%	96.47%	Performance is below target for completing jobs within 15 days, we are implementing actions to reduce the length of time taken to complete work. Improvement in performance should be visible by Qtr 2







<p><i>Note: This PI monitors the proportion of repairs being completed within agreed timescales.</i></p>							<p>We are keeping 98% of all our appointments made and will continue to work to bring further improvements to this performance</p>
<p>Tenant satisfaction with the repairs service</p> <p><i>Note: Data for this PI is only available citywide</i></p>	<p>9.1</p>				<p>9.08</p>	<p>9.1</p>	<p>WS -Oct - 2016 Performance is in target for the month at 9.2% .With performance at 9.08 for the year we continue to look at introducing service improvements through the repairs modernisation and monitor customer satisfaction data to highlight and inform these service improvements. These improvements have been added to an action plan that covers the whole of R&amp;M to improve customers satisfaction with the service. We are also currently piloting new customer service cards.</p>



### AC3-3 Rent Collection

Performance indicator and definition	Target	2017/18			2016/17	2015/16	Latest Note
		Value	Status	Long Trend	Value	Value	
<p>% of rent collected</p> <p><i>Note: This PI measures the amount of rent collected (including tenant arrears) as a percentage of rent due for the current year. Data for this indicator is not available by ward and is reported city wide.</i></p> <p><i>Trend shows as improving if value is over 100% as arrears are decreasing.</i></p>	100%	100.01%			100.29%	100.25%	<p>Rent collection was 98.85%, against the 100% target; this is comparable to the position at the end of quarter one last year. Arrears at the end of the fourth quarter were £2.67 million of the annual debit of £103 million.</p> <p>The continued roll out of the Government's Welfare Reforms is having an impact on the rents performance. In the first three months of this financial year we received £674,085 less in Housing Benefit payments, although the amount of rent charged only reduced by £39,147, giving us the challenge of having more money to collect. There was an increase in cash collection of £621,350 for this period compared to the first quarter of 2016/17.</p> <p>An increased number of our tenants are now in in temporary, irregular and low-paid employment (such as zero-hours contracts). This has exacerbated the problem of frequent Housing Benefit suspensions, making rent collection more challenging.</p> <p>The roll out of Universal Credit cases continues to affect the overall rents performance. There are currently 434 total cases with 354 live cases. The debt on these cases is £192,752.81 - an increase of £83,018.87 due to UC. This is impacting on our ability to reduce the overall debt, which was 2.54% of the annual debit of £103 million at the end of quarter one. We are working hard to reduce this debt; we have the first of our UC days of action planned at the Woodlands on 28th July. The whole of the North Team, including Tenancy Sustainment Officers will be based in the blocks for the day talking to tenants about UC and taking enforcement action where appropriate. We are also working on a revised process for dealing with UC cases and will be rolling out refresher training to all RAMs and TSOs over the next few weeks. A corporate programme of work continues, designed to ensure that the whole of NCH responds to the challenges of UC and wider welfare reforms. The Welfare Reform Programme Board is working closely with strategic partners such as the DWP, NCC and voluntary sector groups to mitigate the impact of Welfare Reform on our tenants and our rent performance. It will also monitor the actions taken to mitigate against the impact of UC.</p>









							<p>Last financial year, we commenced the 'Rent First' campaign with a series of events aimed at raising awareness amongst staff and residents of the importance of paying rent on time and this will continue next year. There will be articles in staff and tenant publications, in addition to messages on social media.</p> <p>We are continuing to meet our target for evictions, however we have completed 31 so far this financial year and this compares with 27 at the same point last year. The numbers are likely to increase as the team tackles the higher level debt, although eviction is only ever a last resort and we try where possible to work with tenants to resolve their debt by other means.</p>
<p>% of tenancies ending due to eviction</p> <p><i>Note: This PI monitors the percentage of tenants being evicted due to rent arrears and is reported citywide.</i></p>	0.43%	0.37%			0.36%	0.43%	<p>We are below target and have carried out less evictions that at this point last year. We have evicted 76 tenants for rent arrears so far this financial year. At the same point last year we had evicted 83. We continue to focus on tenancy sustainment and supporting our tenants who find themselves in financial difficulty.</p>

### AC3-4a Empty properties - Average relet time

Performance indicator and definition	Target	2017/18			2016/17	2015/16	Latest Note
		Value	Status	Long Trend	Value	Value	
<p>Average void re-let time (calendar days) – AC - Aspley, Bilborough &amp; Leen Valley</p> <p><i>Note: This PI measures how long it takes NCH to re-let empty properties from the end of the old tenancy to the start of the new tenancy</i></p>	25	24.11			30.45	22.18	See below
<p>Average void re-let time (calendar days) – Aspley Ward</p> <p><i>Note: This PI measures how long it takes NCH to re-let empty properties from the end of the old tenancy to the start of the new tenancy</i></p>	25	30.77			33.64	18.88	<p>The target was not met partly due to the letting of empty properties within Independent Living schemes where demand at times can be limited.</p> <p>General needs properties were let in an average of 27 days</p> <p>The Lettings and Voids team are now co-located in the same office for the first time and this will lead to improved joint working to minimise the time properties remain empty.</p>
<p>Average void re-let time (calendar days) – Bilborough Ward</p> <p><i>Note: This PI measures how long it takes NCH to re-let empty properties from the end of the old tenancy to the start of the new tenancy</i></p>	25	21.12			29	24.84	The target was met during this period

<p>Average void re-let time (calendar days) – Leen Valley Ward</p> <p><i>Note: This PI measures how long it takes NCH to re-let empty properties from the end of the old tenancy to the start of the new tenancy</i></p>	25	34.93			25.35	23.12	<p>The target was not during this period.</p> <p>The Lettings and Voids team are now co-located in the same office for the first time and this will lead to improved joint working to minimise the time properties remain empty.</p>
--	----	-------	--	---	-------	-------	--

### AC3-4b Empty properties - Lettable voids







Performance indicator and definition	Target	2017/18			2016/17	2015/16	Latest Note
		Value	Status	Long Trend	Value	Value	
Number of lettable voids – AC - Aspley, Bilborough & Leen Valley  <i>Note: Lettable voids are empty properties available for re-letting. They will receive repair work and then be re-let to a new tenant.</i>		44			27	42	See below
Number of lettable voids – Aspley Ward  <i>Note: Lettable voids are empty properties available for re-letting. They will receive repair work and then be re-let to a new tenant.</i>		18			13	18	The number remained the same during this period  The Lettings and Voids team are now co-located in the same office for the first time and this will lead to improved joint working to minimise the time properties remain empty.
Number of lettable voids – Bilborough Ward  <i>Note: Lettable voids are empty properties available for re-letting. They will receive repair work and then be re-let to a new tenant.</i>		15			13	20	The number increased by ten during this period.  The Lettings and Voids team are now co-located in the same office for the first time and this will lead to improved joint working to minimise the time properties remain empty.
Number of lettable voids – Leen Valley Ward  <i>Note: Lettable voids are empty</i>		11			1	4	The number increased by four during this period.  The Lettings and Voids team are now co-located in the same office for the first time and this will lead to improved joint working to minimise the time properties remain empty.



*properties available for re-letting.  
They will receive repair work and  
then be re-let to a new tenant.*

--	--	--	--	--	--	--	--











### AC3-4c Empty properties - Decommissioning

Performance indicator and definition	Target	2017/18			2016/17	2015/16	Latest Note
		Value	Status	Long Trend	Value	Value	
<p>Number of empty properties awaiting decommission – AC - Aspley, Bilborough &amp; Leen Valley</p> <p><i>Note: This PI shows the number of empty properties which will not be re-let and includes those being decommissioned and / or demolished.</i></p>		0			0	0	See below
<p>Number of empty properties awaiting decommission – Aspley Ward</p> <p><i>Note: This PI shows the number of empty properties which will not be re-let and includes those being decommissioned and / or demolished.</i></p>		0			0	0	None at present
<p>Number of empty properties awaiting decommission – Bilborough Ward</p> <p><i>Note: This PI shows the number of empty properties which will not be re-let and includes those being decommissioned and / or</i></p>		0			0	0	None at present

<i>demolished.</i>							
<p>Number of empty properties awaiting decommission – Leen Valley Ward</p> <p><i>Note: This PI shows the number of empty properties which will not be re-let and includes those being decommissioned and / or demolished.</i></p>		0			0	0	None at present

### AC3-5 Tenancy sustainment

Performance indicator and definition	Target	2017/18			2016/17	2015/16	Latest Note
		Value	Status	Long Trend	Value	Value	
Percentage of new tenancies sustained - AC - Aspley, Bilborough & Leen Valley  <i>Note: This PI measures the number of new tenants who are still in their tenancy 12 months later.</i>	96.5%	94.64%			94.94%	97.81%	performance exceeds target which is pleasing in uncertain economic times
Percentage of new tenancies sustained - Aspley Ward  <i>Note: This PI measures the number of new tenants who are still in their tenancy 12 months later.</i>	96.5%	94.06%			93.85%	96.44%	Performance is slightly below target, however the team are working hard with partners and other NCH officers to sustain tenancies wherever possible.
Percentage of new tenancies sustained - Bilborough Ward  <i>Note: This PI measures the number of new tenants who are still in their tenancy 12 months later.</i>	96.5%	94.77%			95.27%	99.02%	Performance is slightly below target, however staff are working hard to sustain tenancies where possible. This is in conjunction with partners and other NCH Officers in the Tenancy Sustainment Teams.
Percentage of new tenancies sustained - Leen Valley Ward  <i>Note: This PI measures the number of new tenants who are still in their tenancy 12 months later.</i>	96.5%	96.36%			98.04%	100%	Performance is only slightly under target, which shows the hard work staff have committed to sustaining tenancies where possible.



**APPENDIX 3**

Area	Ward	Actual Budget (including carry over from (2017/18)	Schemes Approved	Schemes Committed	Schemes De Committed	Remaining Budget
3	Aspley	£116,001.24	£94,622.04	£94,622.04	£0	£21,379.20
3	Bilborough	£190,855	£0	£0	£0	£110,228.40
3	Leen Valley	£23,001.97	£0	£0	£0	£23,001.97

Address	Request	Reason	Nottingham City Homes Officer	Cost	Approval
No Requests					

This page is intentionally left blank

**WEST AREA COMMITTEE – 15<sup>th</sup> November 2017**

<b>Title of paper:</b>	<b>West Area Ward Reports</b>	
<b>Director(s)/ Corporate Director(s):</b>	Dave Halstead Director of Neighbourhood Services	<b>Wards affected: Aspley Bilborough, Leen Valley</b>
<b>Report author(s) and contact details:</b>	Rob Gabbitas, Neighbourhood Development Officer (Bilborough and Leen Valley) 0115 8833741 / 07932430715 <a href="mailto:Rob.gabbitas@nottinghamcity.gov.uk">Rob.gabbitas@nottinghamcity.gov.uk</a> Liam Searle, Neighbourhood Development Officer (Aspley) 0115 8833738 / 07940761134 <a href="mailto:liam.searle@nottinghamcity.gov.uk">liam.searle@nottinghamcity.gov.uk</a>	
<b>Other colleagues who have provided input:</b>	Gursharan Singh – Nijran, Senior Neighbourhood Development Officer 0115 8833734 / 07949061016 <a href="mailto:Gursharan.nijran@nottinghamcity.gov.uk">Gursharan.nijran@nottinghamcity.gov.uk</a>	
<b>Date of consultation with Portfolio Holder(s) (if relevant)</b>	Councillor Graham Chapman 12 <sup>th</sup> November 2015	
<b>Relevant Council Plan Key Theme:</b>		
Strategic Regeneration and Development		<b>X</b>
Schools		<b>X</b>
Planning and Housing		<b>X</b>
Community Services		<b>X</b>
Energy, Sustainability and Customer		<b>X</b>
Jobs, Growth and Transport		<b>X</b>
Adults, Health and Community Sector		<b>X</b>
Children, Early Intervention and Early Years		<b>X</b>
Leisure and Culture		<b>X</b>
Resources and Neighbourhood Regeneration		<b>X</b>
<b>Summary of issues (including benefits to citizens/service users):</b> <b>This report focusses on current priorities and issues facing the three wards within the West area and gives details of forthcoming events and activities. It also highlights the latest issues now being addressed through regular Neighbourhood Action Team (NAT) meetings.</b>		
<b>Recommendation(s):</b>		
<b>1</b>	To note the progress on Ward priorities and other supporting information including the issues being addressed by each Neighbourhood Action Team (appendices 1-3)	

**1 REASONS FOR RECOMMENDATIONS**

- 1.1 Each Area Committee has agreed priorities which link to the City Council's current ambitions contained in the latest City Council Plan 2015 - 19. Actions for each priority will be developed and led by appropriate service teams and partnerships for example West Area Employment Hub. These priorities will be updated for each area committee, taking into account discussions at NAT meetings and various groups and activities involving Councillors, residents and local groups.

- 1.2 The events and activities detailed in the report take account of the work which all NDOs undertake with partner organisations within the wards. It shows a range of activity in place across neighbourhoods to improve social cohesion and tackle priorities at a ward and area level.
- 1.3 The Area Committee Chair has asked that the performance data produced by the Crime and Drugs Partnership should be included as part of this report to enable the area committee to monitor and comment on data relating to crime and anti-social behaviour (Appendix 4).

## **2 BACKGROUND (INCLUDING OUTCOMES OF CONSULTATION)**

- 2.1 Each Ward manages a set of priorities and key issues through regular meetings of the NAT. These meetings are led by Neighbourhood Development Officers (NDOs) and supported by core partners including Nottingham City Homes (NCH), Neighbourhood Policing, Community Protection, Early Help, City Services / Waste Management; Fire and Rescue Services and Health.
- 2.2 Ward Councillors are also invited to participate in these meetings.
- 2.3 Ward priorities are identified and informed from a range of sources including Citizens, Councillors, Partners and Officers and current issues will be updated for each area committee.
- 2.4 Ward reports also reflect some of the wider area concerns and priorities which have been either addressed previously through area committee or have been developed as part of the Area Cluster reviews. Some of these wider priorities such as health and employment will be taken forward through appropriate area focussed meetings.
- 2.5 The intention is to work towards a Ward Report which is consistent across all City wards. It will provide details of the pledges which Councillors have prioritised for their respective wards. Actions from the previous Area Committee Priorities Action Plan have been incorporated within the ward plans to avoid any duplication.
- 2.6 The ward priorities (Appendices 1 – 3) also make reference to a number of development sites which are listed within the Neighbourhood Regeneration Strategy document – Building a Better Nottingham.

## **3 OTHER OPTIONS CONSIDERED IN MAKING RECOMMENDATIONS**

- 3.1 None

## **4 FINANCE COMMENTS (INCLUDING IMPLICATIONS AND VALUE FOR MONEY/VAT)**

- 4.1 None



**5 LEGAL AND PROCUREMENT COMMENTS (INCLUDING RISK MANAGEMENT ISSUES, AND LEGAL, CRIME AND DISORDER ACT AND PROCUREMENT IMPLICATIONS)**

5.1 None

**6 STRATEGIC ASSETS & PROPERTY COMMENTS (FOR DECISION RELATING TO ALL PROPERTY ASSETS AND ASSOCIATED INFRASTRUCTURE) (AREA COMMITTEE REPORTS ONLY)**

6.1 None

**7 EQUALITY IMPACT ASSESSMENT**

7.1 An EIA is not required as this is not a new or changing policy, service or function. Appendix 3 highlights the forthcoming opportunities for citizens to engage in events and activities in their neighbourhoods

**8 LIST OF BACKGROUND PAPERS OTHER THAN PUBLISHED WORKS OR THOSE DISCLOSING CONFIDENTIAL OR EXEMPT INFORMATION**

8.1 None

**9 PUBLISHED DOCUMENTS REFERRED TO IN COMPILING THIS REPORT**

9.1 None

This page is intentionally left blank

## Appendix 1 – Aspley Ward Report

### Aspley Ward priorities Safer Nottingham

Priority (NAT)	Lead	Progress since last area committee
Tackling ASB, drugs and criminal damage	Neighbourhood Policing, NAT	<p>Continued partnership working through local Neighbourhood Action Team and targeted operations to reduce crime and ASB in the area.</p> <p>Targeted outreach program funding secured from Area Lead and will be delivered through local community partners.</p> <p>Mobile CCTV resource now secured for Area. Local need identified through NAT meeting and resource can be deployed within 24 hours.</p> <p>Community Cohesion and Counter Extremism team now integrated into the area and working closely with partners and service providers.</p> <p>Aspley Youth Network being developed by partners and chaired by NDO to address gaps in youth provision and identify opportunities to improve provision and engagement.</p>

## Neighbourhood Nottingham

Priority - NAT, Nottingham Regeneration Strategy (NRS)	Lead	Progress since last area committee
Maintain 4* rating by NCH tenant inspectors (The rating now includes opportunities for involvement, partnership working alongside the cleanliness of the estate)	Nottingham City Homes	<p>Carried out multi-agency clean sweeps.</p> <p>New round of clean sweeps to be agreed through partners.</p> <p>Councillors have renewed the Aspley skip provision to allow NCH Patch Managers to address alleyways and gardens.</p>
NCH tenants benefited from the Governments Community Energy Saving Programme with the internal wall installation (NRS)	Nottingham City Homes	<p>Next phase of wall insulation programme has been identified.</p> <p>Work has begun.</p>
Joint Service Centre proposed for Strelley Road for the West Area, including Library and Stepney Court (31 Independent Living Scheme units)	Nottingham City Homes	<p>Work has started on site.</p> <p>Site now secured and local art project engaged to create murals on the secure site fencing.</p>
Improve visual appearance of neighbourhoods: i) Improve cleanliness in ward; ii) Tackle grot spots; iii) Overgrown hedges and untidy gardens	Neighbourhood Services	Several targeted clean operations arranged for the area. Neighbourhood services continue to engage in area ward walks to identify individual properties, empty houses and other cleanliness issues.
Reduce incidents of dog fouling on streets	Community Protection	We are watching you campaign carried out September 2017 in local parks in order to raise awareness of irresponsible dog ownership. Joint operations with CCTV continue to be carried out along side plain clothes Community Protection Ops.

## Families Nottingham

Priority (NAT)	Lead	Progress since last area committee
Embed Family Support Strategy via use of Family Support Pathway at a Ward Level	Children and Families	Ongoing, monthly review carried out at the NAT.
Work with Partners to improve early intervention with Families increasing use of CAF, referral routes into Family Community Team Family Support services and workforce development	Children and Families	Ongoing. NAT has identified issues with referral route. Partners have reviewed and feedback to CDP to improve.  Referral route clarified and partners briefed on access and waiting times.
Increase awareness and engagement of the impact on children and young people of domestic violence	Crime and Drugs Partnership Children and Families	Sexual violence and domestic violence sub working group has been created through the NAT.  CDP lead now fed into the working group and services to be advertised at local events.
Review approaches to delivering services for Children and young people living within the Aspley Ward	Children and Families and NAT	Sub group formed to identify gaps in provision. Lead body funding identified and provided to services to increase provision.  Working group created with Youth and Play, NDO and local providers to create engagement plan and identify potential funding opportunities.

## Health Nottingham

Priority (Area Committee priority and Area Cluster)	Lead	Progress since last area committee
Sexual Health	Health	Ongoing promotion through events and schools engagement.
Alcohol/ or smoking (Community groups/Cllrs and NAT to decide of the two)	Health	Alcohol and smoking services to be advertised at upcoming summer events in the area.  NDO and NHS to identify community venues in November 2017 to facilitate free lung and health MOT checks.
Mental health or Child and Adult Obesity (Community groups/Cllrs and NAT to decide of the two)	Health	Healthy eating initiatives to be promoted in the area and with local youth groups.

## Working Nottingham

Priority (Area Committee Priority and Area Cluster)	Lead	Progress since last area committee
Jobs and training initiatives – to be identified  Promote Work Club at Aspley Library Jobs Fair in Aspley <i>Nottingham Regeneration Strategy</i>	NCC – Employment and Skills Groundwork Greater Nottingham tbc	Groundwork jobs trailer to be deployed different locations in Aspley ongoing. Transport and support provided to local residents to travel to upcoming jobs fair in June.  Employment trailer to be available at Ward Walks throughout 2017/18. Availability will be advertised through ward walk leaflet drops. Aspley based jobs fair will also be explored for 2017.  Joint service employment trailer deployed at various summer events in the area.

### Opportunities for citizens to engage - Forthcoming dates, events / activities, Ward Walks

- Ward Walk (Broxtowe) – Monday 27<sup>th</sup> November 10am – 1.00pm (meet at Denton Green Community Centre)
- SSBC Community Partnership – Monday 13<sup>th</sup> November 09.30-11.30 Hope Centre, Broxtowe

### Appendix 2 - Bilborough Ward Report

#### Safer Nottingham

Priority (NAT)	Lead	Progress since last area committee
Promote Nottingham Alert and Neighbourhood Watch schemes	Police	Areas identified as ASB/Crime Hotspots leafleted.
Reduce crime and Anti-social behaviour	Neighbourhood Action	Continued use of CCTV on areas identified

	Team (NAT)	through the NAT and reporting to support Police. Mobile CCTV now available.
To continue to reduce accidental fires by working with older people	Fire Service	The Fire Service continue to offer advice to the vulnerable elderly through initiatives such as promoting the safe use of blankets within the home environment, carrying out regular Home Safety checks and supporting community events and activities, particularly around supported housing schemes, elderly persons complexes and community centres.
Reduce speeding in the ward	Police	Speeding Operations continue to be a priority in the area. Monthly operations to continue.

### Neighbourhood Nottingham

Priority (NAT, NRS)	Lead	Progress since last area committee
Achieve 4 star rating by improved appearance of properties and gardens to increase community pride.	Nottingham City Homes (NCH) and City Services	Continue to issue warning letters for overgrown gardens. Ward walks attended by NCH, where high proportion of NCH properties.
48 new homes built on Cranwell Estate. (NRS)	NCH, NRS	Homes completed June 2017.
Development of Strelley Road Joint Service Centre to include library facilities, Stepney Court and housing units under the Independent Living Scheme (NRS)	Nottingham City Council and NCH	Work now progressing on site.
Reducing amounts of litter and fly tips.	City Services and Community Protection	Continue to identify and tackle problem sites. New signage at hotspots and enforcement operations planned for October 2017.
Maintaining Britain's Cleanest City status	City Services.	To manage and promote a series of Deep Cleans within the Ward during 2017
Cladding of NCH houses.	NCH	540 homes will be completed next year



Look at possible solutions to parking across the ward, especially around schools	Parking Enforcement/ NAT	Resident consultation now in place. Results to inform Neighbourhood Development Plan for 2018.
Target litter, dog fouling and fly tipping We Area Watching You campaign	NAT and CPO	Undertaken – May 2017 and September 2017.
Continue to support Community Cohesion through events and engagement	Neighbourhood Management	Bilborough Arts Festival: 30 June – 7 July. Planning stage for 2018 begins October 2017.
Glaisdale Drive Employment Area (300,000 sq ft) employment hub within smaller units to provide ladder of accommodation to existing industrial estate. (NRS)	NCC – Economic Development	To be developed through Nottingham Regeneration Strategy

### Families Nottingham

Priority (NAT)	Lead	Progress since last area committee
Promote activities for children and young people	Early Help /Bilborough Youth Network	Venue change to Harvey Haddon for youth sessions has seen an increase in engagement.
Welfare Reform awareness - promote services, offering advice and guidance sessions on finance and debt management.	Welfare Rights, NCH and NAT	Weekly Welfare Advice sessions - Bilborough Library and Medical Centre with scope for sessions also at Beechdale Community Centre.
Bilborough Arts Festival: 30 June – 7 July	Cllr Smith and Bilborough Arts (BArts)	Monthly planning meetings taking place October 2017 for 2018 event.

### Health Nottingham

Priority (Area Committee priority and Area Cluster)	Lead	Progress since last area committee
Promote Harvey Hadden Sports Village to support residents fitness and health, increase physical activity including cycling and walking projects.	NAT partners and leisure services	Continue to promote 'Get Out and Get Active' project.

Reduce Cardio-Vascular Disease and raise awareness of lifestyle risk factors	Health	Raise awareness through events and publicity at medical practices, surgeries and community venues. Plan 2017 Older Persons event.
Raise awareness about cancer screening	Health	See above
Signpost to free health activities e.g. slimming world and 'Go for it'	Health	See above
Support Older People's ability to remain independent , fit and healthy	Health	Groundwork taking the lead on how best to help older people to maintain independence.

### Working Nottingham

Priority (Area Committee priority and Area Cluster)	Lead	Progress since last area committee
Jobs and training initiatives Promote IT courses at the Bilborough Library	NCC – Employment and Skills	IT Courses for adults promoted through sessions.
Promote Nottingham North Jobs Fair March 3 <sup>rd</sup> at Bulwell Riverside	Groundwork and NAT Partners	Very well supported and successful event.
Promote Work Club at Bilborough Library		
Business support teams working with businesses (light hi-tech engineering, distribution) on Glaisdale Drive, Blenheim Industrial Estate to support proposals and development for future growth (NRS)	NCC	Led through Nottingham Regeneration Strategy

### List of key current issues (taken from latest NAT Review)

- Litter, flytipping and general levels of uncleanliness around Cranwell Road and Flamstead Road areas

### Opportunities for citizens to engage - Forthcoming dates, events / activities, Ward Walks

Ward Walks: 21<sup>st</sup> November 2017 - Cockington/Stotfield Road area.

### Appendix 3 - Leen Valley Ward Report

#### Safer Nottingham

Priority (NAT)	Lead	Progress since last area committee
Reduce crime and Anti-social behaviour	NAT	Targeted outreach provision funded for October 2017 – January 2018.  CCTV in place at Kennington Road and on Ainsley estate  Mobile CCTV operations running regularly in area.

## Neighbourhood Nottingham

Priority (NAT, Ward Councillor pledges, NRS)	Lead	Progress since last area committee
Support Community groups and organisations to hold events - to hold 5 events and / or activities during 2017	Neighbourhood Management	Funding for 3 community events run by the Lutheran Church in Oct/Nov 2017.
Promote interest in Tenants and Residents groups and Friends Groups	Nottingham City Homes	Southwold Tenants and Residents – STAR (early stages) Friends of Melbourne Park New Whitemoor Tenants and Residents (residents involved) Beechdale Local Action Group (regular meetings) Ainsley Residents – next meeting (October 2017)
Redevelopment of Beechdale Baths	Regeneration	Site now been fully cleared and ready for new development. Awaiting confirmation of new development. Local residents to be informed when possible.
Bobbers Mill and Wilkinson Street sites – flood alleviation works	Regeneration Planning	Awaiting development opportunity
Development of former Government land at Chalfont Drive	Planning	Existing residents continue to voice concern at the long term redevelopment of the Chalfont Drive area and the various issues which affect their quality of life.
Melbourne Park developments	Parks	Information board was installed in January; complete Pavilion refurbishment now completed (July 2017). Looking to promote more events and activities such as Melbourne Meltdown. Possible opportunity to let park out for youth football development.
Target litter, dog fouling and fly tipping	NAT	Community Protection continue to target litter around McDonalds site at Bobbersmill.

Community litter pick events with schools and residents	NAT	Three further Deep Cleanse activities to be arranged (June – November 2017)
Identify solutions for derelict and undeveloped sites	Regeneration Planning	<ul style="list-style-type: none"> <li>• PZ Cussons Site, off Wilkinson Street</li> <li>• Bobbersmill site</li> <li>• Ascott Drive – NCHA scheme nearing completion</li> <li>• Beechdale Baths – awaiting development proposals</li> </ul>
Improve parking around schools to reduce all day parking	Traffic Management	Lambert Close Traffic Regulation Order approved.
Robert Shaw Playing Fields site	Robert Shaw School, NCC	Forthcoming resident meetings will gauge level of local interest in this site. Gaps in palisade fencing repaired.
Ashwell Gardens fencing scheme	Nottingham City Homes	Phase 1 metal fencing snags have been addressed. Complete Phase 2 fencing scheme by July 2017.

### Families Nottingham

Priority (NAT)	Lead	Progress since last area committee
Sustain existing weekly youth group on Whitemoor estate – look to engage more with young people from Ainsley estate	Children and Families Team	Numbers have increased. And current venue does not have sufficient space to allow for development of group. New venues urgently required.
Vine Community Centre – promote activities to support eastern European families	Neighbourhood Management	Management / administration capacity has been renewed enabling funding bids to be developed
Improve provision for toddlers at Kennington	Parks	Consultation carried out, results now with Parks for development.

### Health Nottingham

Priority (Area Committee priority and Area Cluster)	Lead	Progress since last area committee
Reduce Cardio-Vascular Disease	Health	raise awareness at events
increase physical activity including cycling	Health	
Signpost to free health activities e.g. slimming	Health	raise awareness at events
Sustain current City ambitions around cycling	Travelright	

## Working Nottingham

Priority (Area Committee priority and Area Cluster, Ward Councillor pledges)	Lead	Progress since last area committee
To support 51 young people through the Step into Work Programme	Employment	Ongoing.
Organise 2 events in 2017 at Southwold Primary school to promote jobs and training opportunities for local residents.	Neighbourhood Development Officer / NAT	Coffee morning Hub – Tuesday 28 <sup>th</sup> February (two more between March – October 2017). Groundwork jobs trailer and team supported launch event.

## List of key current issues (taken from latest NAT Review / January 2017)

- Kennington Road play area –consultations now completed. Tender exercise for new equipment
- Melbourne Park Friends Group – continue to develop through regular meetings and practical sessions

## Opportunities for citizens to engage - forthcoming dates of events and activities

- Ward Walks (Thursdays / 2.00pm) – 16<sup>th</sup> November Area TBC

**WEST AREA COMMITTEE – 15<sup>TH</sup> NOVEMBER 2017**

<b>Title of paper:</b>	<b>AREA CAPITAL FUND - 2017/18</b>	
<b>Director(s)/ Corporate Director(s):</b>	Dave Halstead Director of Neighbourhood Services	<b>Wards affected:</b> Aspley, Bilborough, Leen Valley
<b>Report author(s) and contact details:</b>	Liam Searle, Neighbourhood Development Officer Tel: 0115 8833738 <a href="mailto:Liam.searle@nottinghamcity.gov.uk">Liam.searle@nottinghamcity.gov.uk</a>	
<b>Other colleagues who have provided input:</b>	Nancy Hudson, Projects Officer, Highway Services Tel: 0115 8765633 <a href="mailto:nancy.hudson@nottinghamcity.gov.uk">nancy.hudson@nottinghamcity.gov.uk</a> Rob Gabbitas; Neighbourhood Development Officer 0115 8833741 <a href="mailto:Rob.gabbitas@nottinghamcity.gov.uk">Rob.gabbitas@nottinghamcity.gov.uk</a>	
<b>Date of consultation with Portfolio Holder(s) (if relevant)</b>		
<b>Relevant Council Plan Strategic Priority:</b>		
Cutting unemployment by a quarter		<input type="checkbox"/>
Cut crime and anti-social behaviour		<input checked="" type="checkbox"/>
Ensure more school leavers get a job, training or further education than any other City		<input type="checkbox"/>
Your neighbourhood as clean as the City Centre		<input checked="" type="checkbox"/>
Help keep your energy bills down		<input type="checkbox"/>
Good access to public transport		<input type="checkbox"/>
Nottingham has a good mix of housing		<input type="checkbox"/>
Nottingham is a good place to do business, invest and create jobs		<input checked="" type="checkbox"/>
Nottingham offers a wide range of leisure activities, parks and sporting events		<input checked="" type="checkbox"/>
Support early intervention activities		<input type="checkbox"/>
Deliver effective, value for money services to our citizens		<input checked="" type="checkbox"/>
<b>Summary of issues (including benefits to citizens/service users):</b>		
This report provides details of the latest spending proposals under the Area Capital Fund including highways and footpaths.		
<b>Recommendation(s):</b>		
<b>1</b>	a) That the Area Capital funds available to Aspley, Bilborough and Leen Valley Wards as outlined in Appendix 1 be noted; b) That the new schemes identified within the report be approved.	

**1. REASONS FOR RECOMMENDATIONS**

- 1.1 The Nottingham Local Transport Plan (LTP) Strategy 2011-2026 maintains a commitment to deliver local transport improvements across Nottingham's Neighbourhoods and prioritises small scale transport improvements of importance to local communities.
- 1.2 As part of the budget process for 2016/17 Nottingham City Council approved a Citywide Local Transport Plan capital allocation of £1.25 million.
- 1.3 To give opportunity for the Area Committee to make comment on suggested schemes and their progress.

## **2. BACKGROUND (INCLUDING OUTCOMES OF CONSULTATION)**

- 2.1 The Area Capital Fund (ACF) Programme was established to improve the environment of the neighbourhoods and to create a sense of place for residents in order to improve the quality of life of local people. Since it was established in 2006 to meet the then corporate priority of 'Transforming Neighbourhoods', the Area Capital Fund has included a total programme expenditure portfolio of £40 million. The improvements that have been carried out to date using this programme have included: footpaths, fences, visual enhancements to public realm, refurbishment of parks and improvements to public buildings.
- 2.2 Resources are allocated from the Nottingham City Council General Fund, the Local Transport Plan and the Housing Revenue Account. To achieve a joint approach to environmental improvements in neighbourhoods, a greater degree of flexibility has been established to prioritise and deliver improvements so that there is a synergy in local solutions for local issues across neighbourhoods.
- 2.3 The programme of works is a rolling programme. There have been instances where schemes are started with strong community involvement and interest and altered at a later stage due to changing circumstances such as economic conditions and changes in land values.
- 2.4 The Area Committee and particularly community representatives are invited to comment specifically on those schemes identified in the proposals column and also to consider whether certain schemes can be linked to other programmes of work in order to generate best value and create a greater impact on the local area.

## **3. OTHER OPTIONS CONSIDERED IN MAKING RECOMMENDATIONS**

- 3.1 None.

## **4. FINANCIAL IMPLICATIONS (INCLUDING VALUE FOR MONEY/VAT)**

- 4.1 Bringing together the various strands which form part of the Area Capital Programme enables the City Council to respond efficiently in delivering on public realm improvements as identified by local people.

## **5. RISK MANAGEMENT ISSUES (INCLUDING LEGAL IMPLICATIONS AND CRIME AND DISORDER ACT IMPLICATIONS)**

- 5.1 A risk register has been produced which is regularly monitored.

## **6. EQUALITY IMPACT ASSESSMENT (EIA)**

- 6.1 An EIA is not required as this is not a new or changing policy, service or function.

## **7. LIST OF BACKGROUND PAPERS OTHER THAN PUBLISHED WORKS OR THOSE DISCLOSING CONFIDENTIAL OR EXEMPT INFORMATION**

- 7.1 Highways Framework Agreement.

## **8. PUBLISHED DOCUMENTS REFERRED TO IN COMPILING THIS REPORT**

- 8.1 Executive Board Report, 24 February 2015, as part of Item 15, Medium Term Financial Plan 2015/16-2017/18, under Annex 3, Capital Programme.





This page is intentionally left blank

## Aspley Area Capital 2017 - 2018 Programme

### Aspley LTP schemes

Location	Type	Councillor Prioritised / Area Committee Approved	Estimate	Estimated start date	Completed	Details
Kelstern Close	parking	Approved June 2017	£12,000			consultation and implementation of resident parking scheme in Kelstern Close area - lead service: Traffic & Safety

Total LTP schemes\*

£12,000

### Aspley Public Realm schemes

Location	Type	Councillor Prioritised / Area Committee Approved	Estimate	Estimated start date	Completed	Details
Lindfield Road Wall Phase 4	area improvement	Approved June 2017	£76,494			Partnership scheme with NCH; further contribution to works on Lindfield Road Walls - lead service: NCH

Total Public Realm schemes\*\*

£76,494

### Aspley Withdrawn schemes

Location	Type	Reason	Amount	Details
No decommitments to date				

Total Decommited\*\*\*

£0

2017 - 2018 LTP allocation	£100,200
LTP carried forward from 2016 - 2017	£0
2017 - 2018 Public Realm allocation	£60,100
Public Realm carried forward from 2016 - 2017	£21,650
<b>Total Available 2017 - 2018 ACF</b>	<b>£181,950</b>
*Less LTP schemes	- £12,000
**Less Public Realm schemes	- £76,494
***Decommited funds	+ £0
<b>Remaining available balance</b>	<b>£93,456</b>
LTP element remaining	£88,200
Public Realm element remaining	£5,256

**Bilborough Area Capital 2017 - 2018 Programme**

**Bilborough LTP schemes**

Location	Type	Councillor Prioritised / Area Committee Approved	Estimate	Estimated start date	Completed	Details
Staverton Road	footpath	Prioritised 26 May 2017	£74,449			Reconstruction of footpath on both sides of Staverton Road (Burnside Road to Graylands Road) - lead service: Highway Maintenance

Total LTP schemes\* £74,449

**Bilborough Public Realm schemes**

Location	Type	Councillor Prioritised / Area Committee Approved	Estimate	Estimated start date	Completed	Details
Hanslope Crescent area	parking	Prioritised 19 October 2017	£34,000			Introduction of limited waiting scheme in the Hanslope Crescent area - lead service: Traffic & Safety
Strelley Road	footpath	Approved by DA August 2017	£17,492	23/10/2017		Reconstruction of identified footpath sections on Strelley Road - lead service: Highway Maintenance

Total Public Realm schemes\*\* £17,492

**Bilborough Withdrawn schemes**

Location	Type	Reason	Amount	Details
Oakmead Avenue	area improvement	funding not now required	£6,857	Contribution to NCH area improvement scheme on Oakmead Avenue - lead service: NCH (Sep-15)

Total Decommited\*\*\* £6,857

2017 - 2018 LTP allocation	£85,200
LTP carried forward from 2016 - 2017	£0
2017 - 2018 Public Realm allocation	£51,100
Public Realm carried forward from 2016 - 2017	£0
<b>Total Available 2017 - 2018 ACF</b>	<b>£136,300</b>
*Less LTP schemes	- £74,449
**Less Public Realm schemes	- £17,492
***Decommited funds	+ £6,857
<b>Remaining available balance</b>	<b>£51,216</b>
LTP element remaining	£10,751
Public Realm element remaining	£40,465

**Leen Valley Area Capital 2017 - 2018 Programme**

**Leen Valley LTP schemes**

Location	Type	Councillor Prioritised / Area Committee Approved	Estimate	Estimated start date	Completed	Details
Newlyn Drive	road safety	Approved June 2017	£2,100			Installation of bollards on corner of Western Boulevard to prevent vehicles driving on footway - lead service: Highway Maintenance
Southwold Drive 2	parking	Approved June 2017	£23,000			implementation of resident parking scheme in Southwold Drive area, subsequent to previous study - lead service: Traffic & Safety

Total LTP schemes\* £25,100

**Leen Valley Public Realm schemes**

Location	Type	Councillor Prioritised / Area Committee Approved	Estimate	Estimated start date	Completed	Details
Ashwell Gardens path	area improvement	Approved June 2017	£7,500			works in Ashwell Gardens link footpath area to improve appearance and reduce ASB - lead service: Highway Maintenance
Medway Street	area improvement	Approved June 2017	£15,000			works on Medway Street to improve parking provision and reduce ASB - lead service: Neighbourhood Management

Total Public Realm schemes\*\* £22,500

**Leen Valley Withdrawn schemes**

Location	Type	Reason	Amount	Details
Kennington Road/ Ashwell Gardens	area improvement	funding not now required	£2,477	Contribution to NCH area improvement scheme on Kennington Road/Ashwell Gardens - lead service: NCH (Nov-15)

Total Decommited\*\*\* £2,477

2017 - 2018 LTP allocation	£43,700
LTP carried forward from 2016 - 2017	£0
2017 - 2018 Public Realm allocation	£26,200
Public Realm carried forward from 2016 - 2017	£0
<b>Total Available 2017 - 2018 ACF</b>	<b>£69,900</b>
*Less LTP schemes	- £25,100
**Less Public Realm schemes	- £22,500
***Decommited funds	+ £2,477
<b>Remaining available balance</b>	<b>£24,777</b>
LTP element remaining	£18,600

Public Realm element remaining

£6,177

**WEST AREA COMMITTEE – 15<sup>th</sup> November 2017**

<b>Title of paper:</b>	<b>DELEGATED AUTHORITY SPENDING APPROVALS</b>	
<b>Director(s)/ Corporate Director(s):</b>	Dave Halstead Director of Neighbourhood Services	<b>Wards affected:</b> Aspley, Leen Valley and Bilborough
<b>Report author(s) and contact details:</b>	Liam Searle Neighbourhood Development Officer, 0115 8833741 <a href="mailto:liam.searle@nottinghamcity.gov.uk">liam.searle@nottinghamcity.gov.uk</a> Rob Gabbitas, Neighbourhood Development Officer, 0115 8833741 <a href="mailto:rob.gabbitas@nottinghamcity.gov.uk">rob.gabbitas@nottinghamcity.gov.uk</a>	
<b>Other colleagues who have provided input:</b>	Kate Spencer Finance Assistant <a href="mailto:kate.spencer@nottinghamcity.gov.uk">kate.spencer@nottinghamcity.gov.uk</a> Tel 0115 876 2765 Gursharan Singh – Nijran, Senior Neighbourhood Development Officer 0115 8833734 / 07949061016 <a href="mailto:Gursharan.nijran@nottinghamcity.gov.uk">Gursharan.nijran@nottinghamcity.gov.uk</a>	
<b>Date of consultation with Portfolio Holder(s) (if relevant)</b>	N/A	
<b>Relevant Council Plan Key Theme:</b>		
Strategic Regeneration and Development		<input type="checkbox"/>
Schools		<input checked="" type="checkbox"/>
Planning and Housing		<input type="checkbox"/>
Community Services		<input checked="" type="checkbox"/>
Energy, Sustainability and Customer		<input type="checkbox"/>
Jobs, Growth and Transport		<input type="checkbox"/>
Adults, Health and Community Sector		<input checked="" type="checkbox"/>
Children, Early Intervention and Early Years		<input checked="" type="checkbox"/>
Leisure and Culture		<input checked="" type="checkbox"/>
Resources and Neighbourhood Regeneration		<input checked="" type="checkbox"/>
<b>Summary of issues (including benefits to citizens/service users):</b>		
This report advises this Area Committee of the use of delegated authority by the Director of Neighbourhood Services for those projects funded by Ward Councillor Budgets.		
<b>Recommendation(s):</b>		
<b>1</b>	That the Area Committee note the actions agreed by the Director of Neighbourhood Services in respect of projects and schemes within the Aspley, Bilborough and Leen Valley wards, detailed in Appendices A, B and C.	

**1 REASONS FOR RECOMMENDATIONS**

- 1.1 Records detailing Ward Councillors spending decisions and consultation are shown in the attached Appendices. In accordance with the Constitution the Area Committee is required to note spending decisions taken by Ward Councillors. This report outlines the spending decisions since the last Area Committee and provides, for information details of the spending decisions for 2016/17.

**2 BACKGROUND (INCLUDING OUTCOMES OF CONSULTATION)**

- 2.1 This action follows the arrangements established by the Executive Board to allow for spending approvals through individual Ward Councillor budget allocations.

### **3 OTHER OPTIONS CONSIDERED IN MAKING RECOMMENDATIONS**

- 3.1 Not to provide the funding outlined in Appendices A, B and C.
- 3.2 The funding requested will provide additional services or benefit to residents of this area.

### **4 FINANCE COMMENTS (INCLUDING IMPLICATIONS AND VALUE FOR MONEY/VAT)**

- 4.1 Ward Councillors have an individual allocation for 2017/18 of £5,000.
- 4.2 The full balance has not been allocated. Further projects will be reported to a subsequent committee.

### **5 LEGAL AND PROCUREMENT COMMENTS (INCLUDING RISK MANAGEMENT ISSUES, AND LEGAL, CRIME AND DISORDER ACT AND PROCUREMENT IMPLICATIONS)**

- 5.1 These arrangements provide transparency and regulation to the spending of individual Ward Councillor allocation.
- 5.2 The funds allocated by Area Committee are used to address diverse needs from various sections of the community and reduce inequalities.

### **6 STRATEGIC ASSETS & PROPERTY COMMENTS (FOR DECISION RELATING TO ALL PROPERTY ASSETS AND ASSOCIATED INFRASTRUCTURE) (AREA COMMITTEE REPORTS ONLY)**

- 6.1 None.

### **7 EQUALITY IMPACT ASSESSMENT**

- 7.1 An EIA is not needed (report does not contain proposals. Individual Councillors make decisions about their allocations and many groups funded seek to reduce inequalities)

### **8 LIST OF BACKGROUND PAPERS OTHER THAN PUBLISHED WORKS OR THOSE DISCLOSING CONFIDENTIAL OR EXEMPT INFORMATION**

- 8.1 Delegated authority for each scheme listed in Appendices A & B is held by the Constitutional Services team.

### **9 PUBLISHED DOCUMENTS REFERRED TO IN COMPILING THIS REPORT**

- 9.1 None.





This page is intentionally left blank

## **APPENDIX A**

### **Aspley Ward Budget Allocations 2016/17**

<b>Allocated Schemes: Aspley Ward</b>	<b>Councillor(s)</b>	<b>Amount (total)</b>
Ambleside Summer Carnival	Chapman, McCulloch, Ifediora	£250
Young at Heart	Chapman, McCulloch, Ifediora	£1,000
Melbourne Road central reservation	Chapman, McCulloch, Ifediora	£673.65
Melbourne Road fencing	Chapman, McCulloch, Ifediora	£1,999.20
Welfare Rights Service	Chapman, McCulloch, Ifediora	£5,700
Woodfield Park Launch event	Chapman, McCulloch, Ifediora	£200
Aspley Partnership day trip	Chapman, McCulloch, Ifediora	£1,250
Tick Tock summer carnival	Chapman, McCulloch, Ifediora	£3,000
Broxtowe Park Fun Day	Chapman, McCulloch, Ifediora	£2,000
Bells Lane Surprise Play Project	Chapman, McCulloch, Ifediora	£500
Santa's Grotto – Aspley Library	Chapman, McCulloch, Ifediora	£100
Red Dance Christmas Performance	Chapman, McCulloch, Ifediora	£100
BCC World Food Day	Chapman, McCulloch, Ifediora	£500
Welfare Rights Part 2	Chapman, McCulloch, Ifediora	£1,500
Aspley Library gardening tools	Chapman, McCulloch, Ifediora	£200
Broxtowe wood carving	Chapman, McCulloch, Ifediora	£500
Easter event	Chapman, McCulloch, Ifediora	£500
St Martha's Foodbank	Chapman, McCulloch, Ifediora	£130

<b>Schemes to be de-committed: Aspley Ward</b>	<b>Councillor(s)</b>	<b>Amount (total)</b>
I Daniel Blake film showing	Chapman, McCulloch, Ifediora	£96

Balance brought forward 2015/16	£5,082.89
Allocation 2016/17	£15,000
Total available allocation	21,082.89
Total de-committed	£96
<b>Total allocated at 28/02/17</b>	<b>20,102.85</b>
<b>Total unallocated at 28/02/17</b>	<b>1,076.04</b>

### Aspley Ward Budget Allocations 2017/18

<b>Allocated Schemes: Aspley Ward</b>	<b>Councillor(s)</b>	<b>Amount (total)</b>
Ambleside Summer Carnival	Chapman, McCulloch, Ifediora	£500
Easter event	Chapman, McCulloch, Ifediora	£150
Hope Centre soft play	Chapman, McCulloch, Ifediora	£500
Insite Radio	Chapman, McCulloch, Ifediora	£1500
BMX Sessions	Chapman, McCulloch, Ifediora	£875
Tartanaires	Chapman, McCulloch, Ifediora	£500
Broxtowe Pocket Park	Chapman, McCulloch, Ifediora	£500
Aspley Diversity Day	Chapman, McCulloch, Ifediora	£850
Community Skegness Day Trip	Chapman, McCulloch, Ifediora	£900
Broxtowe TRA Summer Event	Chapman, McCulloch, Ifediora	£430
Evolve CIC Camp Out	Chapman, McCulloch, Ifediora	£150
Bonfire Night Event	Chapman, McCulloch, Ifediora	£1000
Diversity Day additional funding	Chapman, McCulloch, Ifediora	£230
Aspley Skip Scheme	Chapman, McCulloch, Ifediora	£3000

<b>Schemes to be de-committed: Aspley Ward</b>	<b>Councillor(s)</b>	<b>Amount (total)</b>

Balance brought forward 2016//17	£1,076.04
Allocation 2017/18	£15,000
Total available allocation	£16,076.04
Total de-committed	
<b>Total allocated at 14/06/17</b>	<b>£11,085.40</b>
<b>Total unallocated at 14/06/17</b>	<b>£4,991</b>

## **APPENDIX B**

### **Bilborough Ward Budget Allocations 2016/17**

<b>Allocated Schemes: Bilborough Ward</b>	<b>Councillor(s)</b>	<b>Amount (total)</b>
Make IT Fun Day 2016	Smith, Watson and Wood	£1,000
Strelley Village Green Fun Day 2016	Smith, Watson and Wood	£493
Hoylake Park party	Smith, Watson and Wood	£5,000
YMCA referral service	Smith, Watson and Wood	£2,080
Tick Tock Summer Carnival	Smith, Watson and Wood	£3,000
What Really Matters Workshop	Smith, Watson and Wood	£150
Denewood Tenants and Residents Association – 10 <sup>th</sup> Anniversary celebrations	Smith, Watson and Wood	£500
Bilborough Library Garden project	Smith, Watson and Wood	£2,100
Older persons event	Smith, Watson and Wood	£300
113 <sup>th</sup> Scouts building refurbishment project	Smith, Watson and Wood	£700
Bilborough Christmas Festival	Smith, Watson and Wood	£4,000
Christmas Market trip	Smith, Watson and Wood	£360
Freemount Parking scheme (contribution)	Smith, Watson and Wood	£17,200
Bilborough GEM awards	Smith, Watson and Wood	£900

<b>Schemes to be de-committed: Bilborough Ward</b>	<b>Councillor(s)</b>	<b>Amount</b>
	Balance Brought forward 2015/16	£55,202.89
	Allocation 2016/17	£15,000

Total Available Allocation	£70,202.89
Total de-committed	
<b>Total allocated at 28/2/17</b>	<b>£37,783</b>
<b>Total unallocated at 28/2/17</b>	<b>£32,419.89</b>

### Bilborough Ward Budget Allocations 2017/18

<b>Allocated Schemes: Bilborough Ward</b>	<b>Councillor(s)</b>	<b>Amount (total)</b>
Strelley Village Green Fun Day 2017	Smith, Watson and Wood	£720
Bilborough Arts Festival	Watson and Wood	£2,995
Bilborough Library Mosaic repairs	Wood	£850
Heritage Open Days	Smith, Watson and Wood	£100
Beechdale Summer Fayre	Smith, Watson and Wood	£560
Community Bingo	Smith, Watson and Wood	£300
Foxton Gardens activities	Smith, Watson and Wood	£830
Tartanaires	Smith, Watson and Wood	£500

<b>Schemes to be de-committed: Bilborough Ward</b>	<b>Councillor(s)</b>	<b>Amount</b>
	Balance Brought forward 2016/17	£32,419.89
	Allocation 2017/18	£15,000
	Total Available Allocation	£47,419.89
	Total de-committed	
	<b>Total allocated at 14/6/17</b>	<b>£6,855</b>
	<b>Total unallocated at 14/6/17</b>	<b>£40,564.89</b>

**APPENDIX C**  
**Leen Valley Ward Budget Allocations 2016/17**

<b>Allocated Schemes: Leen Valley Ward</b>	<b>Councillor(s)</b>	<b>Amount (total)</b>
Mobile CCTV units	Jenkins and Saghir	£8,200
Youth equipment	Jenkins and Saghir	£1,500
Bangladesh Welfare Association launch and drop in sessions	Jenkins and Saghir	£2,000
Southwold Food Fest	Jenkins and Saghir	£500
Kennington Open space play equipment	Jenkins and Saghir	£12,000
Christmas market trip	Jenkins and Saghir	£360
Accessible raised beds and gardening equipment – Windmill allotments	Jenkins and Saghir	£1,530
Southwold School allotment development	Jenkins and Saghir	£410
Community Christmas meal – Vine Centre	Jenkins and Saghir	£200
Community Coffee Hubs – Southwold School	Jenkins and Saghir	£150

---

Schemes to be de-committed: Leen Valley Ward	Councillor(s)	Amount (total)

Balance brought forward 2015/16	£36,728
Allocation 2016/17	£10,000
Total available allocation	£46,728
Total de-committed	
<b>Total allocated at 28/02/17</b>	<b>£26,850</b>
<b>Total unallocated at 28/02/17</b>	<b>£19,878</b>



**Leen Valley Ward Budget Allocations 2017/18**

<b>Allocated Schemes: Leen Valley Ward</b>	<b>Councillor(s)</b>	<b>Amount (total)</b>
Scorpion United Football Club	Jenkins and Saghir	£500
Summer Event – Robert Shaw	Jenkins and Saghir	£500
Leen Valley Youth Group	Jenkins	£132
Lutheran Church Event	Jenkins and Saghir	£841

<b>Schemes to be de-committed: Leen Valley Ward</b>	<b>Councillor(s)</b>	<b>Amount</b>

Balance Brought forward 2016/17	£19,878
Allocation 2017/18	£10,000
Total Available Allocation	£29,878
Total de-committed	
<b>Total allocated at 14/6/17</b>	<b>£1,973</b>
<b>Total unallocated at 14/6/17</b>	<b>£27,905</b>

This page is intentionally left blank